

NOTICE OF RACE AND SAILING INSTRUCTIONS

**NS14 Single Handed NSW Championship 2015-2016
20th February 2016 – 21st February 2016
Chipping Norton Lake sailing Club**

1. VENUE & ORGANISING AUTHORITY

- a) The Organising Authority is the Chipping Norton Lake Sailing Club, located at "The Lakes Boatshed" Ascot Drive Chipping Norton.

2. RULES

- a) The championship will be governed by the 'Racing Rules of Sailing 2013-2016' and the NS14 Class Rules.

3. ADVERTISING

- a) No advertising or bow numbers will be required to be displayed on vessels participating in this competition.

4. ELIGIBILITY AND ENTRY

- a) No boat may score points unless it is sailed by a crew of one person who is a financial member of a club affiliated with Yachting Australia and is also a financial member of the local state NS14 Association.
- b) Entries must be completed on the prescribed entry form, accompanied by a cheque for the prescribed entry fee posted to the address below. Entry forms may also be e-mailed and payment made in cash on the day of competition. Late entries will be accepted from 9AM on the day of competition with no financial penalty.

Post Race Secretary NS14 SH Competition PO Box 358 Moorebank 1875 Cheques payable to: Chipping Norton Lake Sailing Club	Email cnlsailingclub@hotmail.com
--	--

5. FEES

- a) The entry fee for the competition is \$50
- b) The entry fee for a single day of competition is \$25
- c) No late entry fees apply

6. OVERNIGHT BOAT STORAGE and COMPETITOR ACCOMODATION

- a) Boat Storage is not available at the venue. Limited billeting and overnight boat storage is available for “out of town” competitors. Contact: David Cox on 02 96015557 or 0419 230 592 to arrange.

7. NOTICES TO COMPETITORS

- a) Notices to competitors will be posted on a temporary notice board located immediately inside the roller door entrance to the clubhouse.

8. CHANGES TO SAILING INSTRUCTIONS

- a) Any change to the sailing instructions will be posted not less than 90 Minutes prior to the first race of the day, except that any change to the schedule of races will be posted by 1900 hours on the day before it will take effect.

9. SIGNALS MADE ASHORE

- a) All signals will be displayed from the flagstaff outside the roller doors of the clubhouse.
- b) When code flag AP is displayed ashore, ‘1 minute’ is replaced with ‘not less than 30 minutes’ in the race signal AP.

10. SCHEDULE OF RACES

- a) There will be competitor’s briefings in the shaded part of the rigging area 30 minutes before the first scheduled race sessions on 20th Feb & 21st Feb.

Day and Date	Event	Scheduled Time of First Warning Signal	Notes
Saturday 20 th Feb	Race 1	12:00 Hours	
Saturday 20 th Feb	Race 2	15:00 hours	May be sailed back to back with race 1
Sunday 21 st Feb	Race 3	12:00 Hours	
Sunday 21 st Feb	Race 4	15:00 hours	May be sailed back to back with race 3

- b) Races 1&2 may be sailed 'back to back' if light wind conditions dictate a late start of race 1.
- c) Races 3&4 may be sailed 'back to back' if wind conditions dictate a late start of race 3.
- d) The display of the R flag at the finish of race 1 or race 3 shall indicate that further racing is planned in that session, and that the next race is planned to start as soon as practicable after the last boat finishes in the present race. Subsequent signals will be displayed 1 minute after removal of the R flag, which may be accompanied by one sound signal.
- e) Re-sails may be scheduled at the discretion of the race committee.
- f) On either day of the competition no warning signal will be made before 12:00 Hours or after 17:00 Hours.

11. CLASS FLAG

- a) The class flag will be a code U flag.

12. THE RACE AREA

- a) The race area will extend from the NE end of Chipping Norton Lake (beyond Daruk Island) to the public launching ramp at the SW end of the lake. See accompanying course diagrams (attachment A).

13. THE COURSES

- a) The diagrams in Attachment A show the 6 possible courses, which are variations on the same 2 basic courses. The **A** courses start in a NE direction and the **B** courses start in a SW direction. Flag **A** or **B** will be flown from the flagstaff on Ascot point to denote the course.
- b) Five (5) laps of the course will be sailed for each race.
- c) If the course is shortened due to time limitations then a tender boat will display the S flag and sound a horn at the mark immediately prior to the finish (Mark E)
- d) There is no requirement to pass through the start line on each lap except for the last lap where the start line also serves as the finish line.

- e) Competitors may sail either side of Daruk Island to fetch the next mark of the course.

14. MARK ROUNDINGS

- a) Course A marks must be all left to port except for mark C which must be left to starboard. (see Attachment A)
- b) Course B marks must be all left to starboard except for mark C which must be left to port. (see Attachment A)

15. MARKS

- a) Marks A, B, D, E will be orange spheres.
- b) Mark C will be a red cube (20 litre plastic container).
- c) The outer starting mark will be a yellow cube and the inner limiting mark will be a white cube.

16. THE START

- a) Races will be started by using rule 26 of RRS with the warning signal given 5 minutes before the starting signal.
- b) The starting line will be between the flagstaff on Ascot point and the outer starting mark (yellow cube).
- c) A white inner limiting mark will be provided at the southern end of the start line to provide safe clearance from the shore. This mark may not be directly aligned between the outer yellow mark and the flagstaff.
- d) When starting, all boats must pass between the outer yellow mark and the inner white limiting mark.
- e) The I flag will be flown for the duration of this regatta (RRS 30.1). Any boat on the course side of the start line after the preparatory signal must return to the pre start side of the line by sailing around the outside of the yellow outer mark or the outside of the inner limiting mark and then restart according to the above conditions.
- f) If an **A** course is indicated then all boats must start from the SW side of the start line.

- g) If a **B** course is indicated then all boats must start from the NE side of the start line.
- h) A boat starting later than 10 minutes after the starting signal will be scored Did Not Start.
- i) Races will not be started if winds are not consistently above 3 Knots or if winds are gusting over 27 Knots.

17. THE FINISH

- a) The finishing line for either course will be between the outer yellow mark of the start line and the flagstaff on Ascot point.
- b) The white inner limiting mark does not form part of the finishing line in any way and boats may pass either side of this mark to finish.
- c) Boats must finish in the same direction as the start.

18. TIME LIMIT

- a) The time limit for completing either course is 90 minutes.
- b) Boats failing to finish within 30 minutes after the first boat finishes will be scored Did Not Finish without a hearing. This changes rules 35, A4, and A5 of RRS.

19. PROTESTS AND REQUESTS FOR REDRESS

- a) Protest forms are available at the clubhouse.
- b) Protests must be lodged within 60 minutes of the last boat finishing the last race of the day.
- c) Notices will be posted as soon as possible to inform entrants of hearings in which they are parties or named as witnesses. Such notice shall constitute notification for the purpose of RRS 63.2. The venue and times for protest hearings will be specified on the official notice board.

20. SCORING

- a) The low point scoring system of RRS Appendix A will apply.

- b) Three (3) races are required to be completed to constitute a championship.
- c) If only three (3) races are completed, each boat's series score will be the total of her race scores without discard. If four (4) races are completed her worst single score will be discarded.
- d) Handicap scoring will be maintained for the championship. The first two (2) races will be used to calculate each boats handicap to be used throughout the series.

21. SAFETY REGULATIONS

- a) The skipper of each boat shall sign on before the start of each race. Failure to sign on before the start will result in the boat being recorded as Did Not Start.
- b) The skipper or crew of each boat shall sign off within 60 minutes of the last boat finishing for that race. Failure to sign off will result in the boat being recorded as Did Not Finish.
- c) In the case of 'back to back' races, there is no requirement to sign off and on between races.
- d) A boat that retires from a race shall sign off and notify the race committee as soon as possible.

22. EQUIPMENT AND MEASUREMENTS

- a) A boat shall not carry more than 7 Sq Metres of combined sail area (main only, or main + jib)
- b) A boat or equipment may be inspected at any time for compliance with the class rules and sailing instructions.
- c) Substitution of equipment will not be allowed without prior written approval of the race committee.

23. PRESENTATION

- a) A presentation of trophies will be held at the clubhouse at the conclusion of racing on 21st Feb. Prizes will be awarded for first and second place on scratch and first and second place on handicap.

24. DISCLAIMER

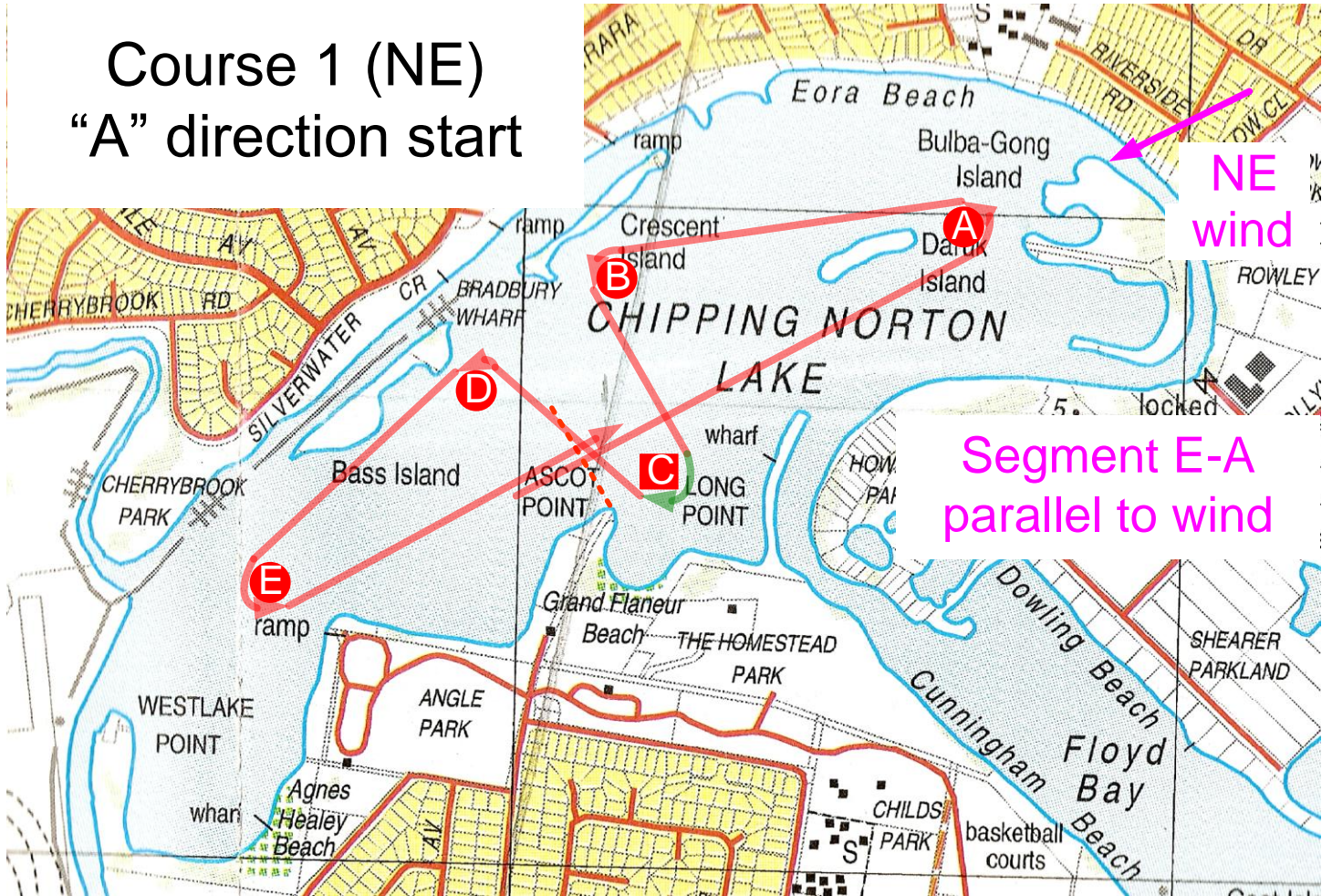
- a) Competitors participate in the regatta entirely at their own risk, RRS rule 4, Decision to Race. The Chipping Norton Lake Sailing Club or the NS14 Association of NSW Inc will not accept any liability for material damage, personal injury, or death sustained in conjunction with, prior to, during, or after the regatta.

25. INSURANCE

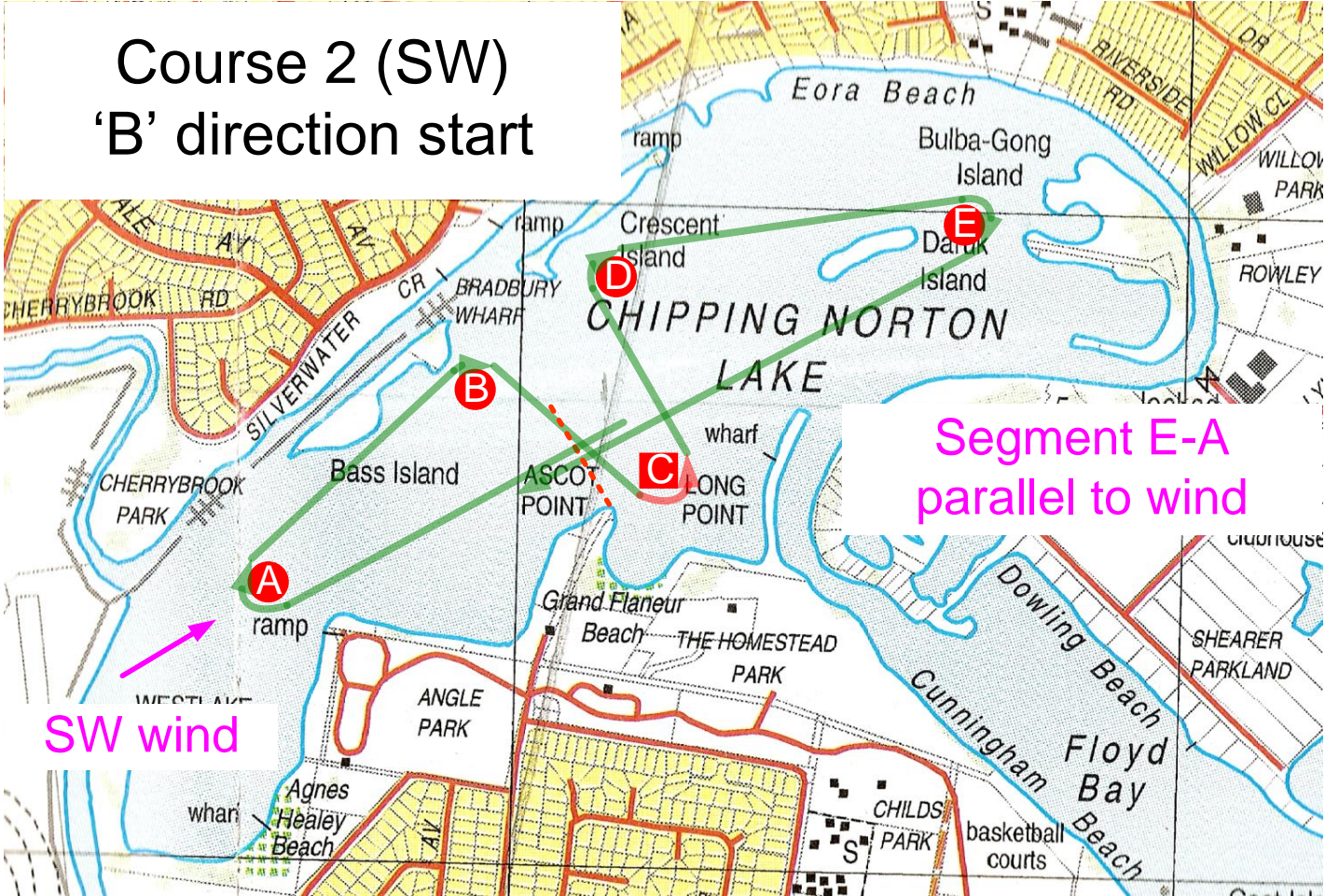
- a) Each participating boat shall be insured with valid third-party liability insurance with a minimum cover of not less than \$10,000,000 (ten million dollars) per event or the equivalent.

22. APPENDIX A (COURSES)

Course 1 (NE)
"A" direction start



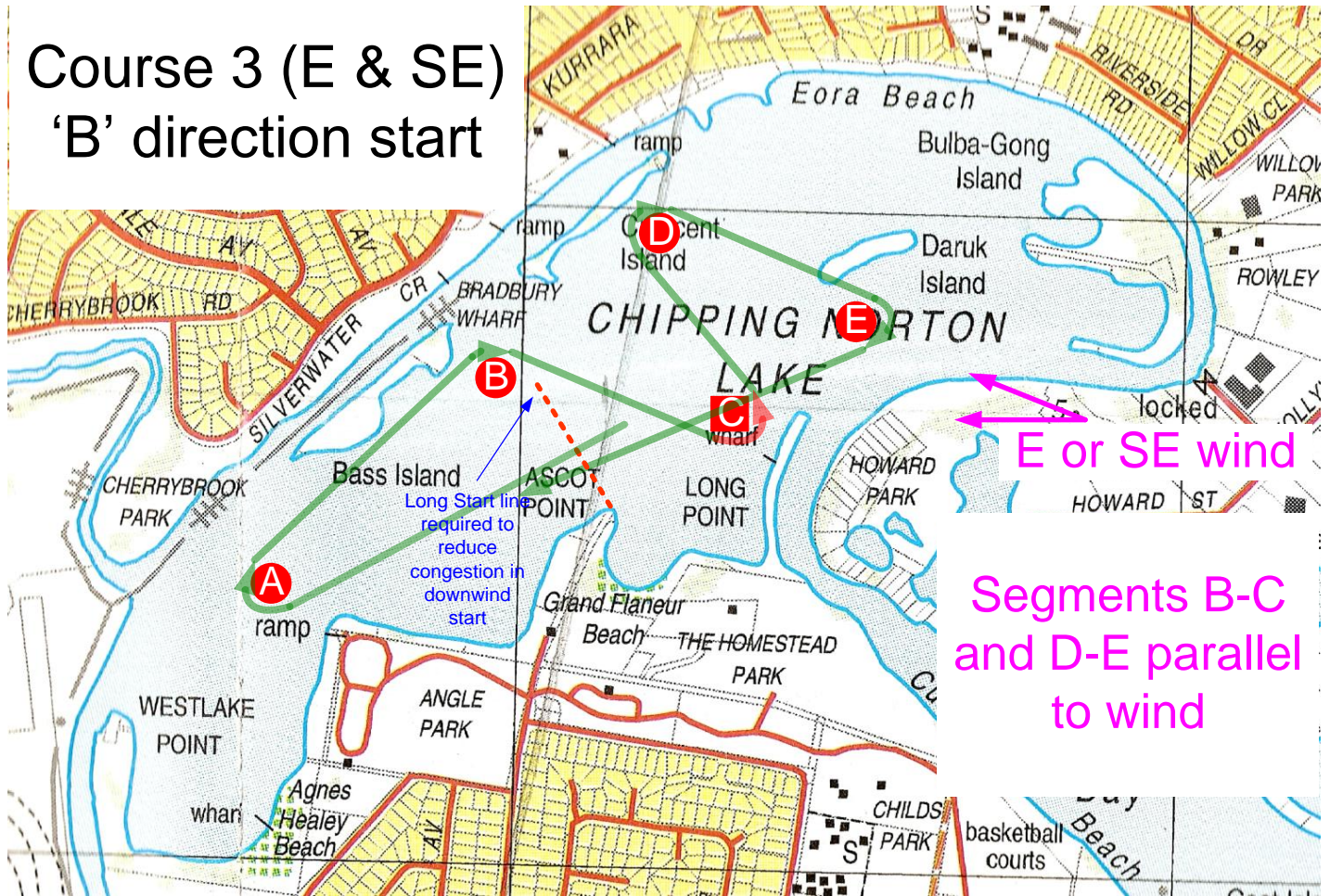
Course 2 (SW)
'B' direction start



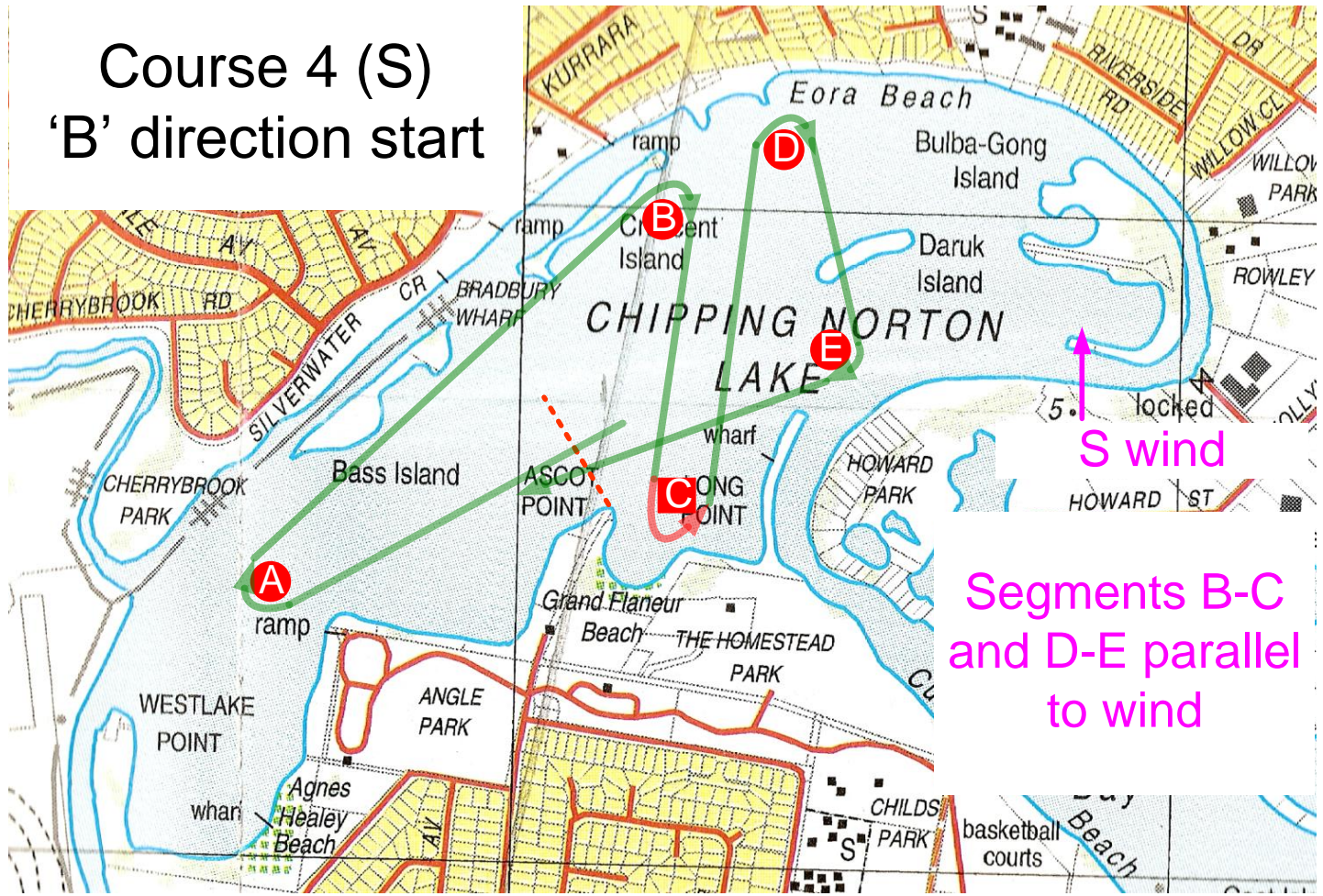
Segment E-A
parallel to wind

SW wind

Course 3 (E & SE) 'B' direction start



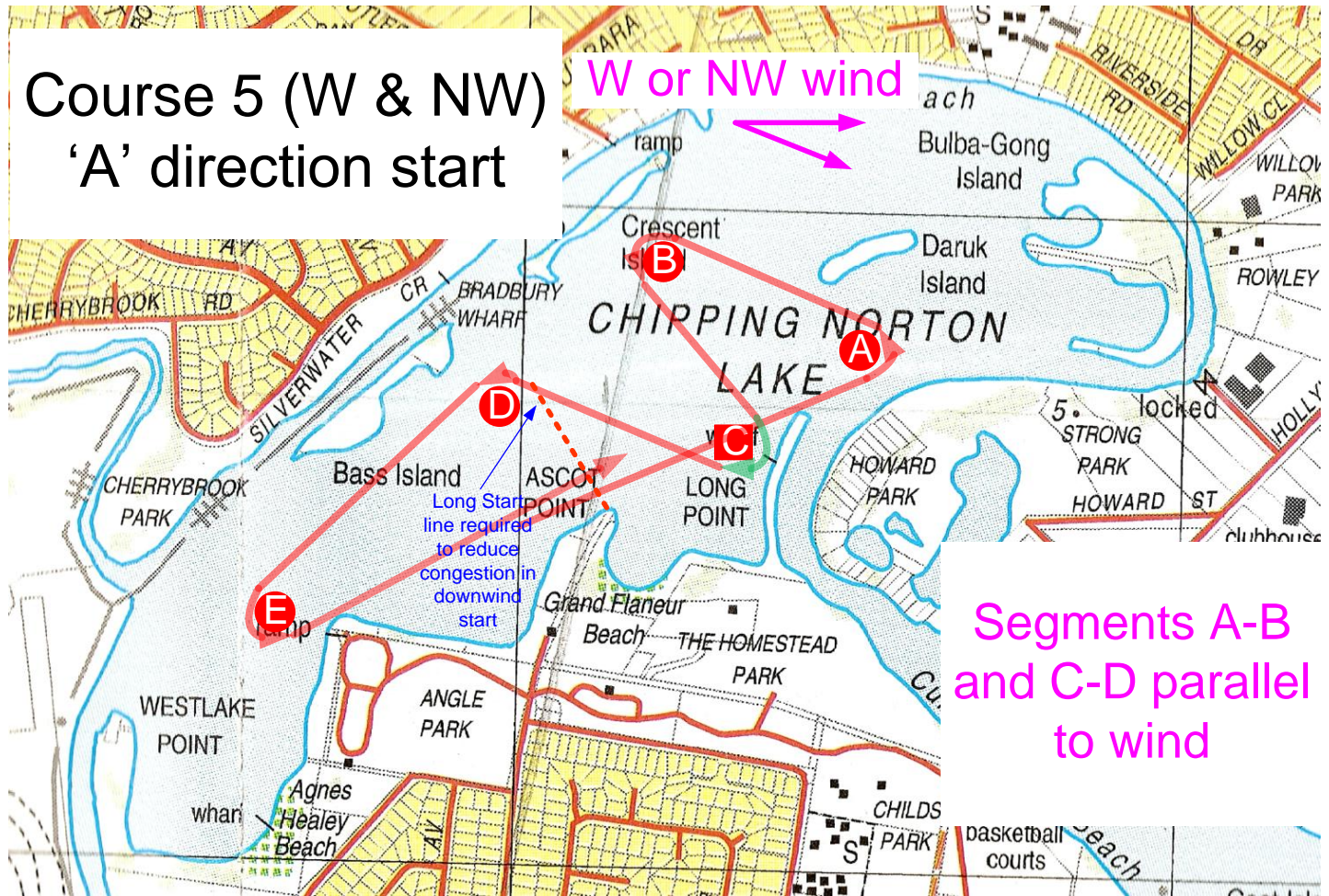
Course 4 (S) 'B' direction start



Segments B-C
and D-E parallel
to wind

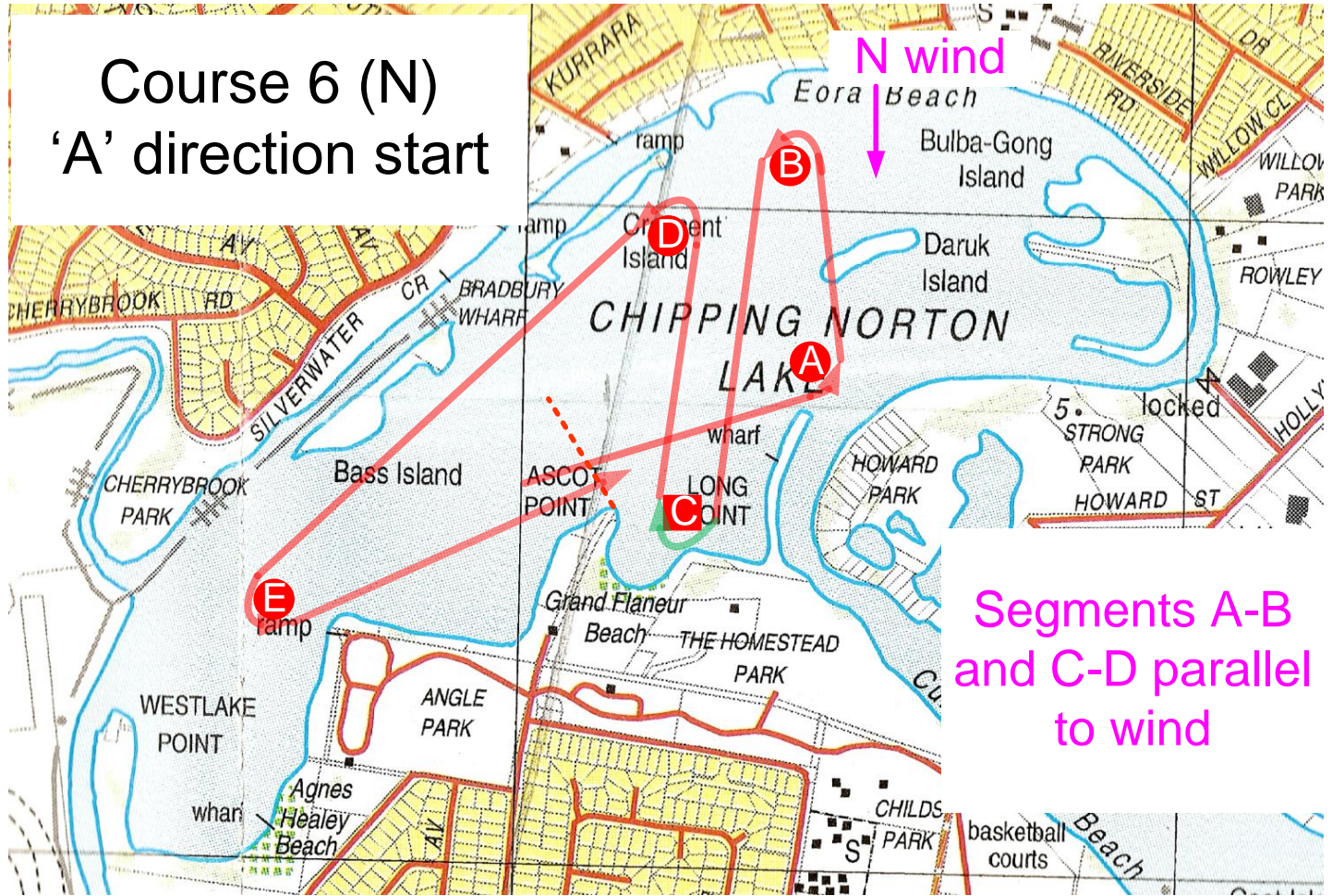
Course 5 (W & NW) 'A' direction start

W or NW wind



Segments A-B
and C-D parallel
to wind

Course 6 (N)
'A' direction start



Segments A-B
and C-D parallel
to wind